

BRAM Cloud Production - Login Instructions

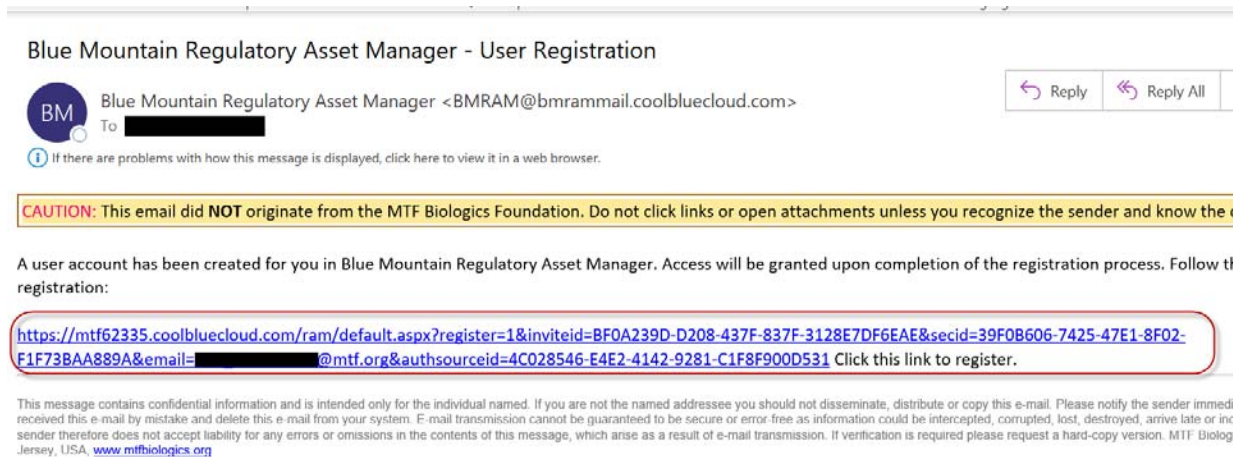
BRAM Cloud URL <https://mtf62335.coolbluecloud.com/>

Please Bookmark the URL to your Favorites, for assistance with that contact the Help Desk.

FIRST TIME ACCESS:

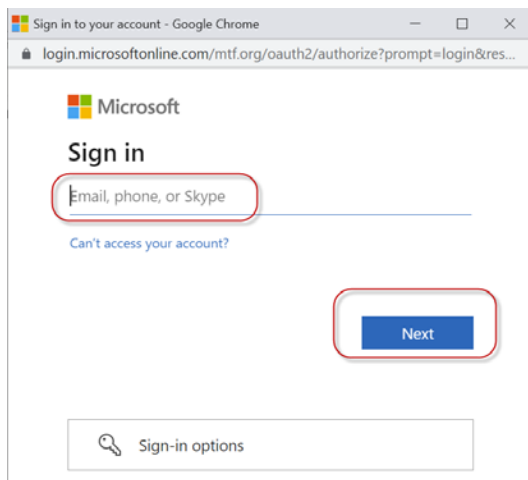
For first time access, you will receive a Registration Email in your Inbox. Like the one below.

You will click on the link in the email (circled in red) to Register for access to BRAM:



This Cloud application uses Multi Factor Authentication and it may ask you to Authenticate (although if you recently have authenticated for another app you may not get that request):

On the Sign in line enter your Windows Userid in the following format: Userid@mtf.org



Click Next

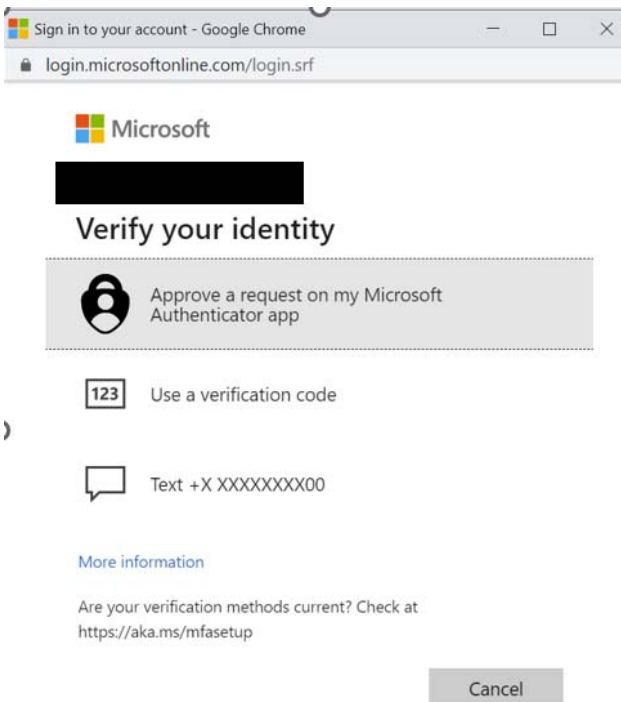
Enter Your password for your Windows UserId and click Sign In:



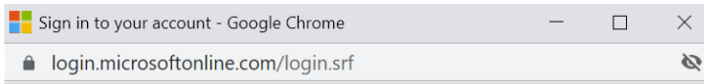
Your credentials should be entered in the following format: networkID@mtf.org. The password for your account is the same as your network password.

If you forgot your password or you can't sign in. Click [here](#) for more information. Feel free to contact us with questions, comments, and ideas.


Next the MFA Authentication Window should pop up if you get asked. Select your authentication method



Then approve your access via mobile device or email, whichever you're set up for:



Approve sign in request

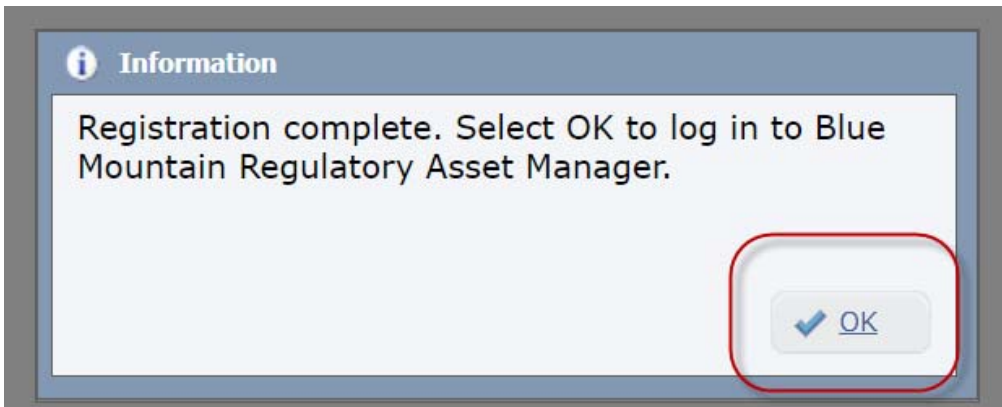
 Open your Microsoft Authenticator app and approve the request to sign in.

Don't ask again for 14 days

[I can't use my Microsoft Authenticator app right now](#)

[More information](#)


After you should get a Registration Complete message, click OK



You may then be asked to Log back in to proceed to the application:

1. Select Source **MTF62335 CLOUD AUTHENTICATION (MTF SITE)**
2. Re-enter your Userid@mtf.org and password.

Then you should be logged in to the BRAM application.

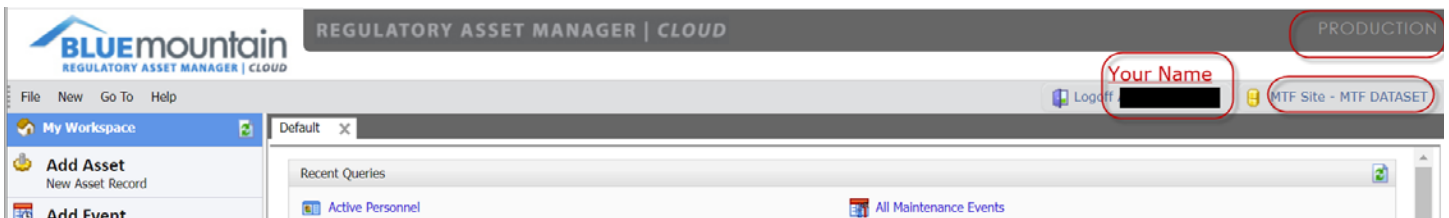


Top Right Corner in the App Window will show the following:

PRODUCTION

MTF Site – MTF DATASET

YOUR NAME



If you encounter any issue Logging into the BRAM Application, Please reach out to the Help Desk for assistance.

Thank you.